

IMPACTS ACROSS CANADA AND THE WORLD



Fertilizer is an essential component of meeting the world's current and future food needs. In order to support a population of 9.7 billion by the year 2050, as estimated by the United Nations, agriculture production will have to increase by 70 per cent over the next 30 years.

2018



2050



FERTILIZER IS FOOD FOR PLANTS

Farmers around the world rely on fertilizer to replenish soil with the essential nutrients plants require.



Nitrogen (N) is an essential primary nutrient, a constituent of every living cell, plant and animal.



Potassium (K) is important in carbohydrate and starch synthesis, making adequate potash critical for high-carbohydrate crops like potatoes, sugar beets, and grapes.



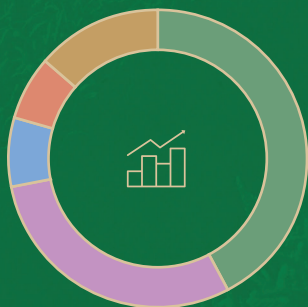
Phosphorus (P) is present in all living cells and is essential to all forms of life. Found throughout our bodies, it is concentrated in our teeth and bones.



Sulphur (S) is a part of plant protein and is essential for enzyme activities.

OVERVIEW

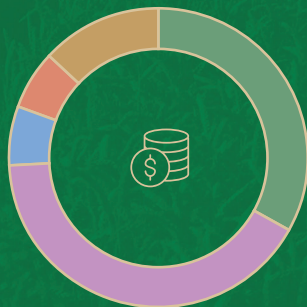
The Canadian fertilizer industry supports Canada's powerhouse agriculture sector and farmers around the world.



\$23.56B

ECONOMIC IMPACT

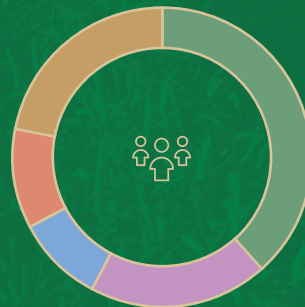
\$9.98B \$1.59B
\$7.03B \$3.19B
\$1.77B



\$12.69B

GDP

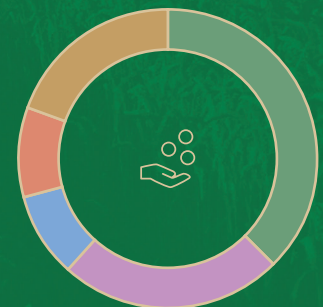
\$4.54B \$881.7M
\$4.64B \$1.76B
\$878.2M



76,830

JOBS

28,933 8,440
15,128 16,878
7,451



\$5.08B

WAGES

\$1.91B \$490M
\$1.23B \$980M
\$475.1M

● MANUFACTURING

● MINING & PROCESSING

● TRANSPORT & STORAGE

● WHOLESALE

● RETAIL

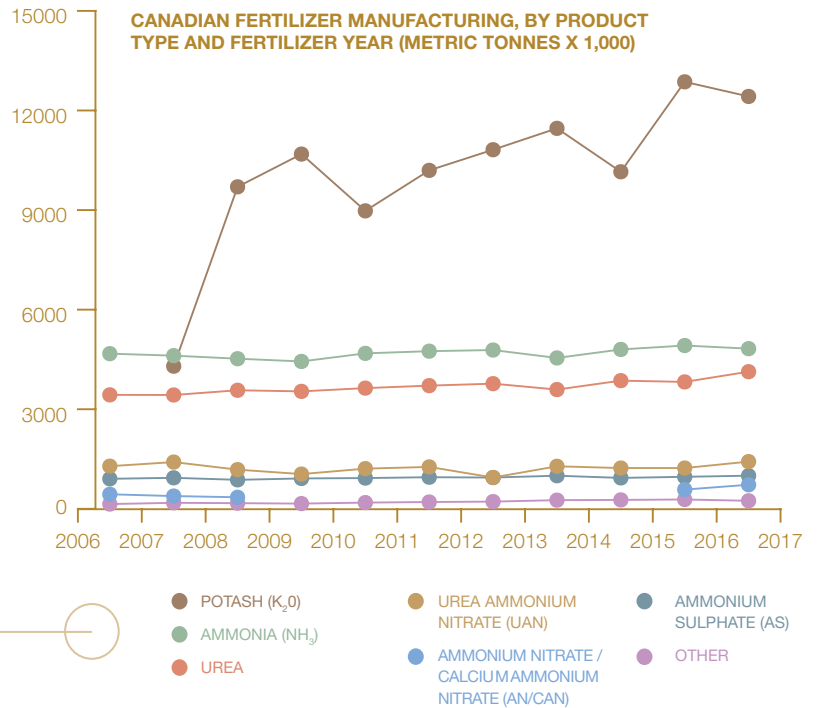
PRODUCTION/ MANUFACTURING

Canada is the **third largest producer** of total NPK fertilizer volumes globally – based on our strengths in the nitrogen and potash sectors.

Canada is the **number one producer** of potash fertilizer globally and holds 45 per cent of the world's reserves.

Production of fertilizer in Canada generates \$17.01 billion in economic activity and \$9.18 billion in GDP.

PRODUCTION OF FERTILIZERS IN CANADA IS ON THE RISE.



TRADE

Canada is the number one exporter of potash fertilizer in the world, trading to over 75 countries and representing two per cent of overall Canadian exports.



95 per cent of potash, and 40 per cent of nitrogen, is exported.



\$4.67 BILLION
OF POTASH EXPORTS IN 2016

JOBS

The Canadian fertilizer industry supports gainful and secure jobs directly in mines, production plants and labs; and indirectly in road, rail and marine transport.



76,830

JOBS



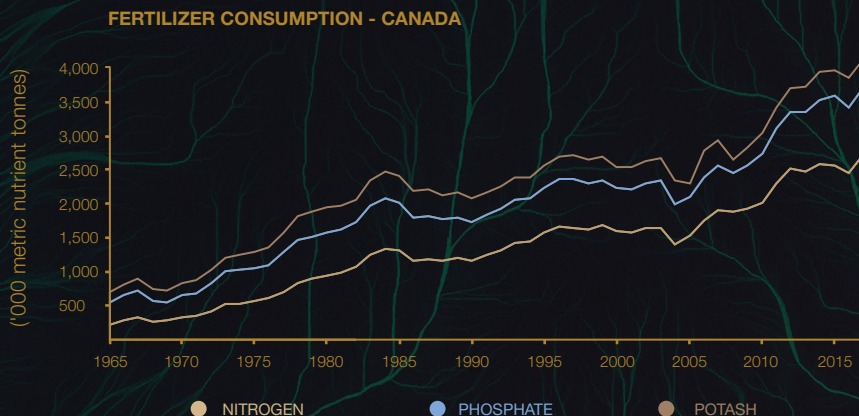
\$5.08B

WAGES

CONSUMPTION

Fertilizer consumption in Canada has been steadily rising over the past two decades to support increased crop yields.

Canada is the **seventh largest consumer** of fertilizer globally.



The Canadian fertilizer industry is the foundation of Canada's agriculture sector. Sales of fertilizer to agri-retailers and farmers generated:



RETURN ON INVESTMENT

Manufacturing of potash fertilizer has been on the rise, due in large part to recent and planned investment in the industry.



PROVINCIAL IMPACTS

The Canadian fertilizer industry supports growth across Canada.

ECONOMIC IMPACT - DISTRIBUTION BY PROVINCE (2017)

	NL	PE	NS	NB	QC	ON	MB	SK	AB	BC	YT	NT	NU
ECONOMIC ACTIVITY	\$14.8 M	\$179 M	\$91.3 M	\$196.2 M	\$1.16 B	\$2.76 B	\$1.52 B	\$8.79 B	\$6.80 B	\$789.1 M	\$1.4 M	\$5.6 M	\$3.1 M
GDP	\$8.3 M	\$81.7 M	\$44.3 M	\$84.6 M	\$522.1 M	\$1.33 B	\$822 M	\$5.48 B	\$3.27 B	\$374 M	\$0.7 M	\$2.8 M	\$1.6 M
WAGES	\$5.0 M	\$37.7 M	\$22.6 M	\$50.5 M	\$299.4 M	\$678.7 M	\$346.1 M	\$1.49 B	\$1.56 B	\$202.8 M	\$0.6 M	\$2.5 M	\$1.0 M
JOBS	100	960	486	1,122	5,752	11,528	5,977	19,797	21,377	3,740	11	38	17



FERTILIZER CANADA

907 – 350 Sparks, Ottawa ON K1R 7S8
T (613) 230-2600 | info@fertilizercanada.ca

@FertilizerCA
fertilizercanada.ca