

## Service bulletin

## Fertilizer Shipments Survey

2011



## Highlights

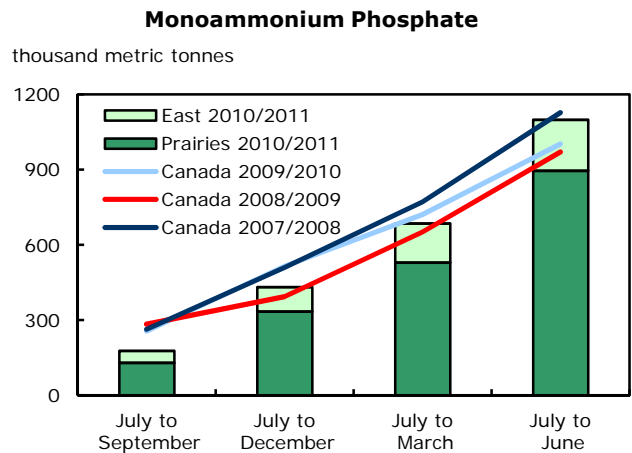
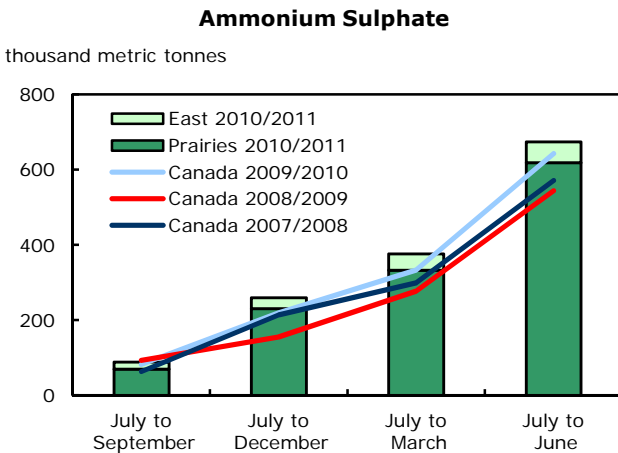
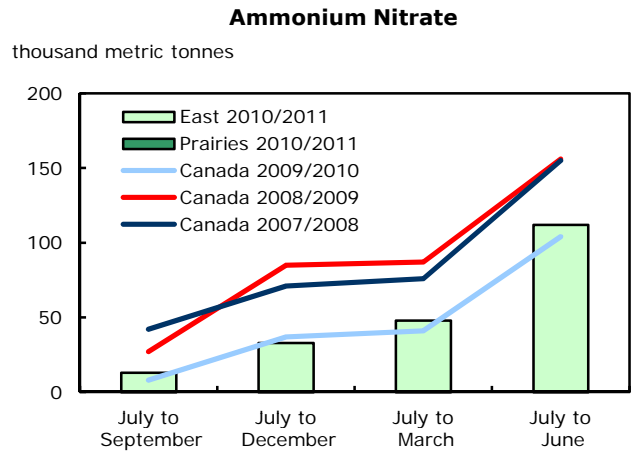
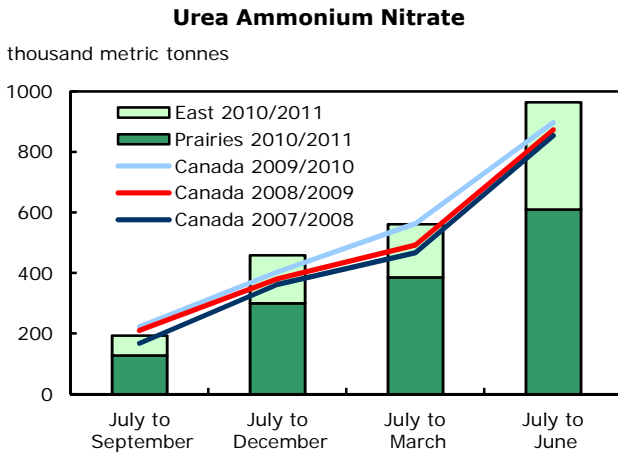
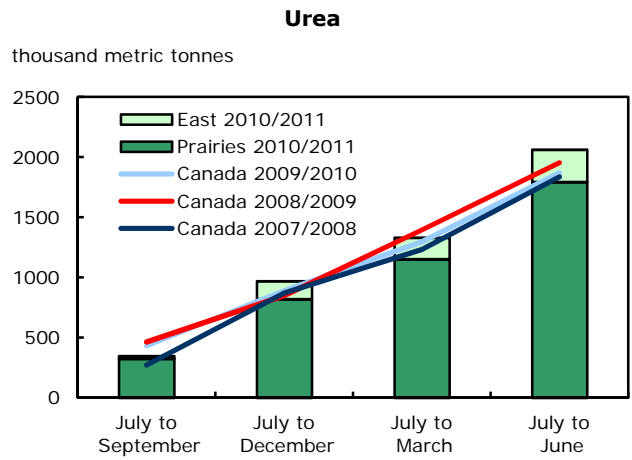
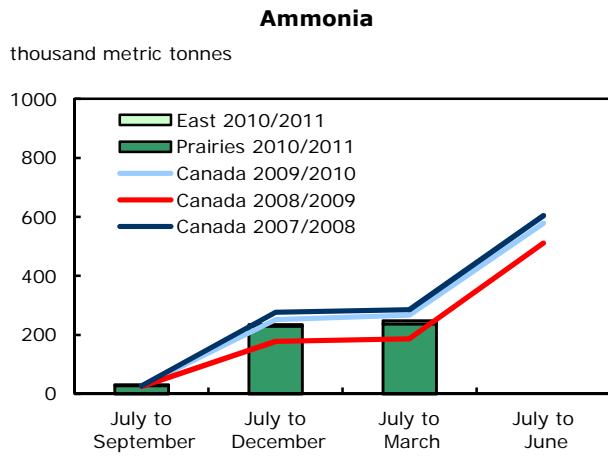
**Table 1**  
Fertilizer Shipments, Canada (excluding British Columbia), July to June

|  | 2007/2008              | 2008/2009 | 2009/2010        | 2010/2011 | Change 2010/2011<br>over 2009/2010 |
|--|------------------------|-----------|------------------|-----------|------------------------------------|
|  | thousand metric tonnes |           |                  |           | percent                            |
| Ammonia (NH <sub>3</sub> ) 82-0-0-0                            | 604                    | 511       | 578              | 516       | -10.7                              |
| Urea 46-0-0  | 1,837                  | 1,952     | 1,870            | 2,058     | 10.1                               |
| Urea ammonium nitrate (UAN) 28-0-0-0                           | 854                    | 873       | 897              | 960       | 7.0                                |
| Ammonium nitrate/calcium ammonium nitrate<br>(AN/CAN) 34-0-0-0 | 155                    | 156       | 104              | 112       | 7.7                                |
| Ammonium sulphate (AS) 20-0-0-24                               | 571                    | 544       | 643              | 674       | 4.8                                |
| Monoammonium phosphate (MAP) 11-52-0                           | 1,128                  | 971       | 1,002            | 1,106     | 10.4                               |
| Diammonium phosphate (DAP) 18-46-0                             | 111                    | 107       | 124              | 150       | 21.0                               |
| Potash 0-0-60-0  | 582                    | 286       | 420              | 469       | 11.7                               |
| Other fertilizer products                                      | 195                    | 149       | 272 <sup>r</sup> | 385       | 41.5                               |

**Table 2**  
Fertilizer Production, Canada, July to June

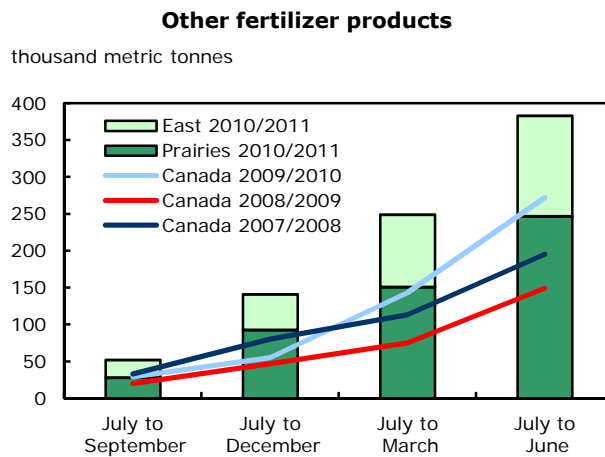
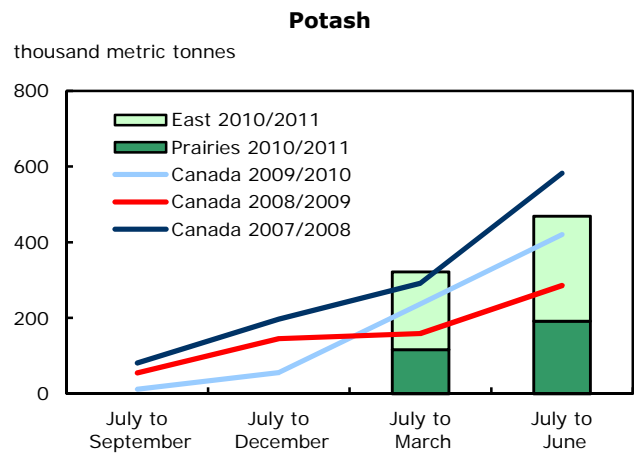
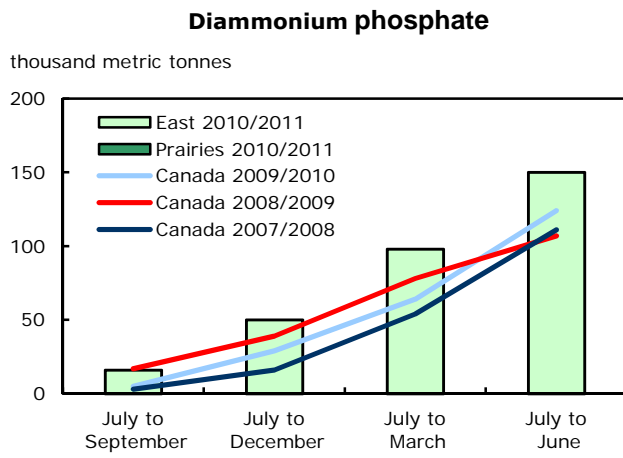
|  | 2007/2008              | 2008/2009 | 2009/2010        | 2010/2011 | Change 2010/2011<br>over 2009/2010 |
|--|------------------------|-----------|------------------|-----------|------------------------------------|
|  | thousand metric tonnes |           |                  |           | percent                            |
| Ammonia (NH <sub>3</sub> ) 82-0-0-0                            | 4,614                  | 4,522     | 4,440            | 4,683     | 5.5                                |
| Urea 46-0-0  | 3,429                  | 3,571     | 3,538            | 3,636     | 2.8                                |
| Urea ammonium nitrate (UAN) 28-0-0-0                           | 1,408                  | 1,180     | 1,046            | 1,210     | 15.7                               |
| Ammonium nitrate/calcium ammonium nitrate<br>(AN/CAN) 34-0-0-0 | 384                    | 348       | x                | x         | x                                  |
| Ammonium sulphate (AS) 20-0-0-24                               | 934                    | 873       | 915              | 926       | 1.2                                |
| Monoammonium phosphate (MAP) 11-52-0                           | x                      | x         | x                | x         | x                                  |
| Diammonium phosphate (DAP) 18-46-0                             | 0                      | 0         | 0                | 0         | ...                                |
| Potash 0-0-60-0  | 18,012                 | 11,325    | 11,729           | 17,149    | 46.2                               |
| Other fertilizer products                                      | 181                    | 170       | 157 <sup>r</sup> | 187       | 19.1                               |

**Chart 1**  
**Fertilizer shipments to Canadian agriculture markets, by product type and fertilizer year, cumulative data**



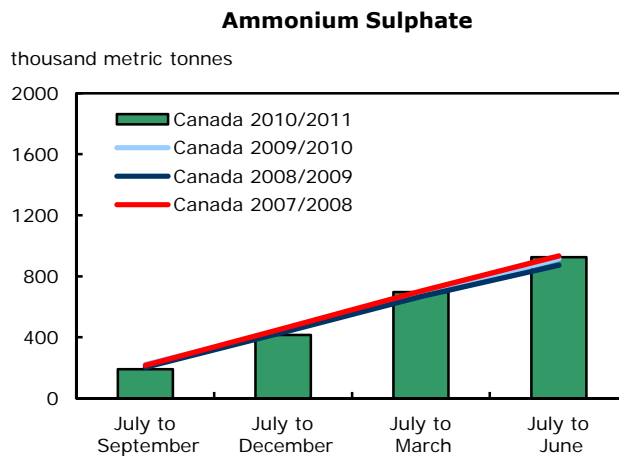
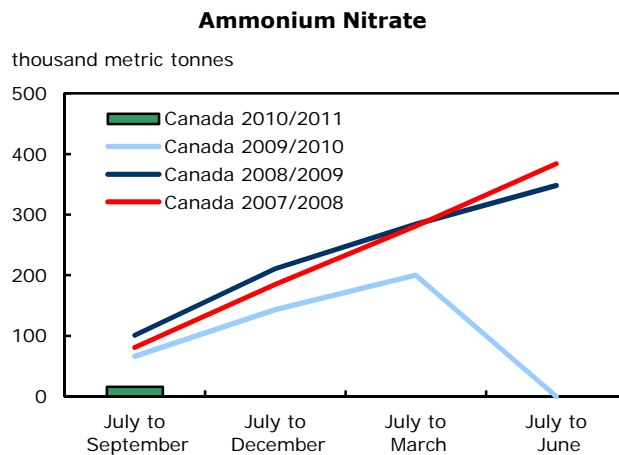
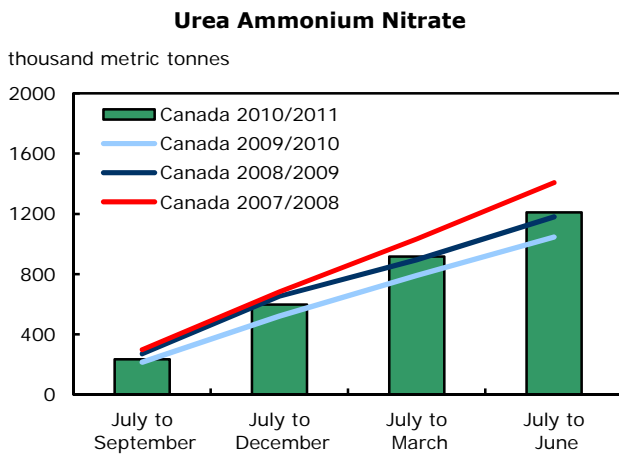
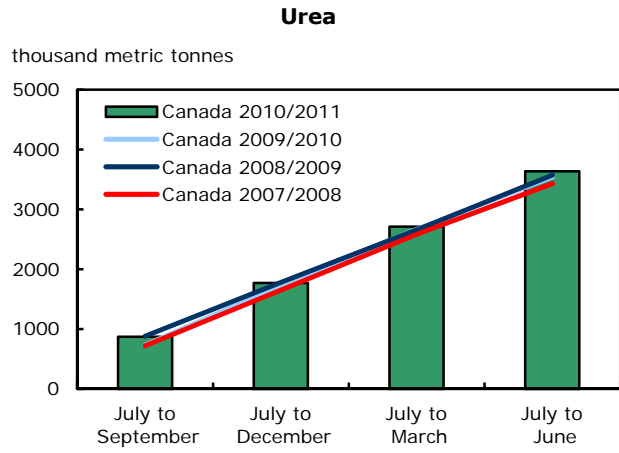
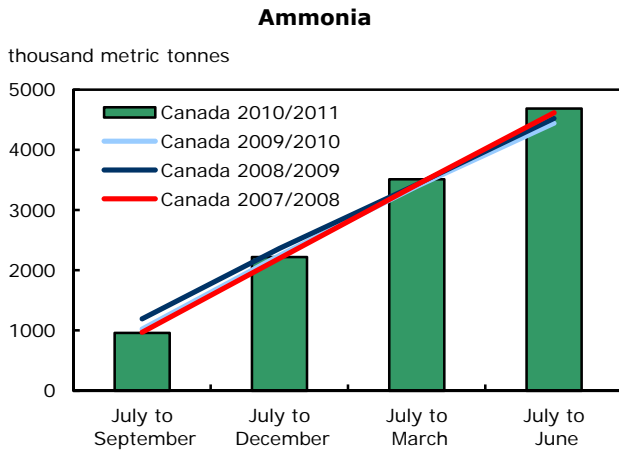
**Note(s):** Some data items may be suppressed to meet the confidentiality requirements of the *Statistics Act*.

**Chart 2**  
**Fertilizer shipments to Canadian agriculture markets, by product type and fertilizer year, cumulative data**



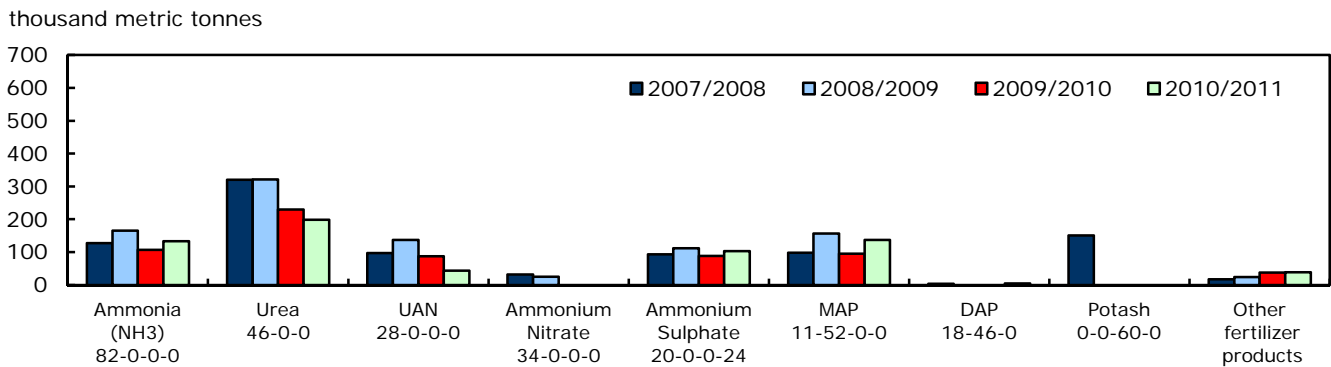
**Note(s):** Some data items may be suppressed to meet the confidentiality requirements of the *Statistics Act*.

**Chart 3**  
**Canadian fertilizer production, by product type and fertilizer year, cumulative data**



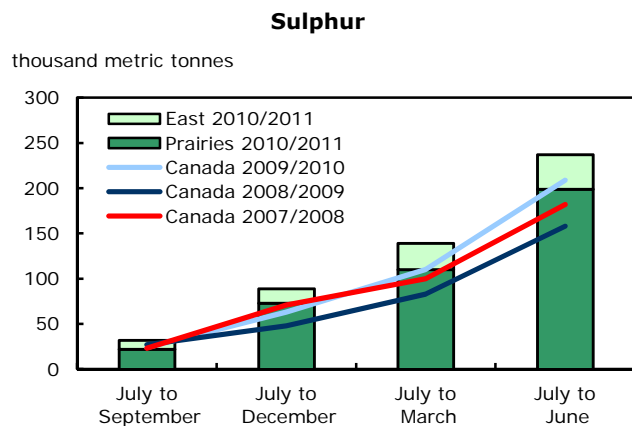
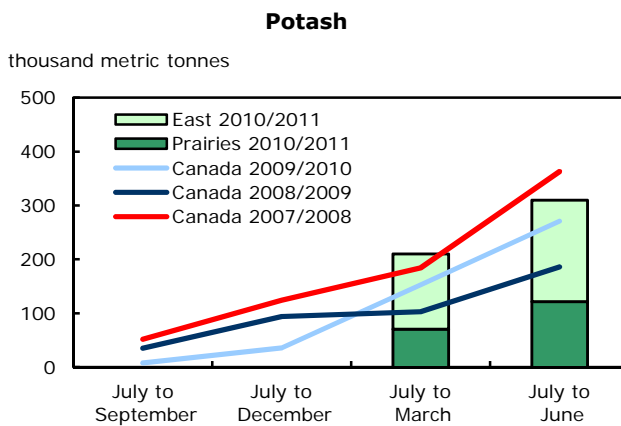
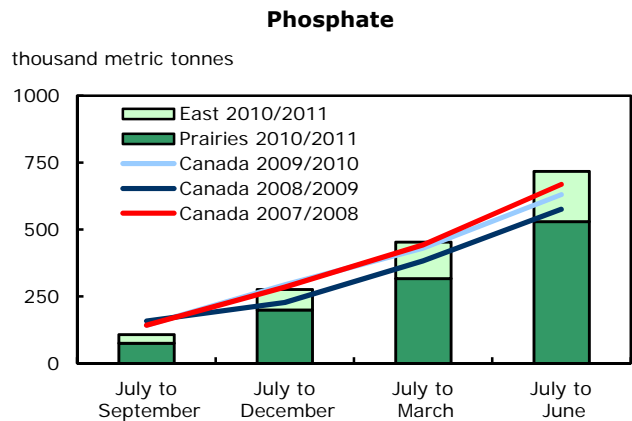
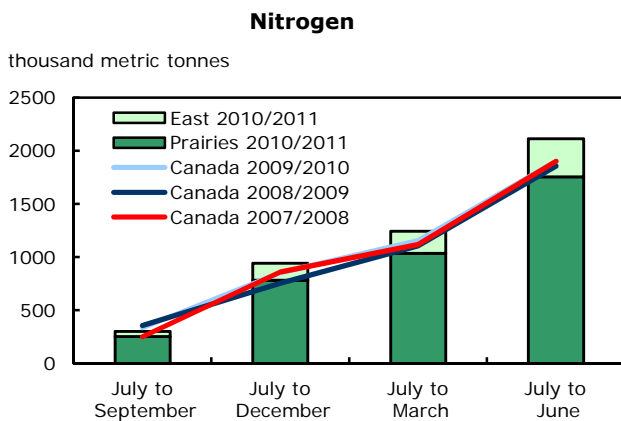
**Note(s):** Some data items may be suppressed to meet the confidentiality requirements of the *Statistics Act*.

**Chart 4**  
Fertilizer market inventories at month end, June, Canada



**Note(s):** Some data items may be suppressed to meet the confidentiality requirements of the *Statistics Act*.

**Chart 5**  
Fertilizer shipments to Canadian agriculture markets, by nutrient content, cumulative data



**Note(s):** Some data items may be suppressed to meet the confidentiality requirements of the *Statistics Act*.

**Table 3**  
**Fertilizer shipments to Canadian agriculture and export markets, by product type and fertilizer year, cumulative data, 2010/2011**

|  | Atlantic provinces | Quebec         | Ontario        | Eastern provinces | Manitoba        | Saskatchewan     | Alberta <sup>1</sup> | Prairie provinces | British Columbia | Canada <sup>2</sup> | United States | Other <sup>3</sup> countries |
|--|--------------------|----------------|----------------|-------------------|-----------------|------------------|----------------------|-------------------|------------------|---------------------|---------------|------------------------------|
| thousand metric tonnes   |                    |                |                |                   |                 |                  |                      |                   |                  |                     |               |                              |
| <b>Ammonia (NH<sub>3</sub>) 82-0-0-0<sup>4</sup></b>               |                    |                |                |                   |                 |                  |                      |                   |                  |                     |               |                              |
| July to September  | 0                  | 1              | 3              | 3                 | 9               | 3                | 16                   | 28                | 0                | 31                  | 178           | 0                            |
| July to December   | 0                  | 1              | 4 <sup>r</sup> | 6 <sup>r</sup>    | 87 <sup>r</sup> | 57               | 85                   | 229 <sup>r</sup>  | 0                | 235 <sup>r</sup>    | 423           | 0                            |
| July to March  | 0                  | 2              | 7 <sup>r</sup> | 10 <sup>r</sup>   | 88 <sup>r</sup> | 57               | 92                   | 237 <sup>r</sup>  | 0                | 247 <sup>r</sup>    | 661           | 0                            |
| July to June   | 0                  | 6              | x              | x                 | 126             | x                | 162                  | x                 | x                | 516                 | 915           | 0                            |
| <b>Urea 46-0-0<sup>5</sup></b>                                     |                    |                |                |                   |                 |                  |                      |                   |                  |                     |               |                              |
| July to September  | 2                  | 12             | 6              | 20                | 56              | 82               | 187                  | 325               | x                | 345                 | 453           | 0                            |
| July to December   | 4                  | 38             | 108            | 149               | 136             | 298              | 385                  | 819               | x                | 968                 | 837           | 0                            |
| July to March  | 5                  | 47             | 126            | 178               | 169             | 458              | 526                  | 1,152             | 22               | 1,331               | 1,292         | 0                            |
| July to June   | 7                  | 89             | 171            | 267               | 241             | 713              | 836                  | 1,790             | 32               | 2,058               | 1,875         | 0                            |
| <b>Urea ammonium nitrate (UAN) 28-0-0-0<sup>6</sup></b>            |                    |                |                |                   |                 |                  |                      |                   |                  |                     |               |                              |
| July to September  | 0                  | 16             | 51             | 66                | 40              | 62               | 26                   | 128               | x                | 194                 | 93            | 0                            |
| July to December   | 0                  | 18             | 142            | 159               | 111             | 155 <sup>r</sup> | 31                   | 296 <sup>r</sup>  | x                | 456 <sup>r</sup>    | 243           | 0                            |
| July to March  | 0                  | 18             | 159            | 176               | 147             | 199 <sup>r</sup> | 36                   | 382 <sup>r</sup>  | x                | 558 <sup>r</sup>    | 426           | 0                            |
| July to June   | 0                  | 72             | 282            | 354               | 185             | 357              | 64                   | 606               | x                | 960                 | 580           | 0                            |
| <b>Ammonium nitrate/calcium ammonium nitrate (AN/CAN) 34-0-0-0</b> |                    |                |                |                   |                 |                  |                      |                   |                  |                     |               |                              |
| July to September  | 2                  | 4              | 8              | 13                | 0               | 0                | 0                    | 0                 | 0                | 13                  | x             | 0                            |
| July to December   | 3                  | 9              | 21             | 33                | 0               | 0                | 0                    | 0                 | 0                | 33                  | x             | 0                            |
| July to March  | 15                 | 11             | 22             | 48                | 0               | 0                | 0                    | 0                 | 0                | 48                  | x             | 0                            |
| July to June   | 29                 | 61             | 23             | 112               | 0 <sup>s</sup>  | 0                | 0                    | 0                 | 0                | 112                 | x             | 0                            |
| <b>Ammonium sulphate (AS) 20-0-0-24<sup>7</sup></b>                |                    |                |                |                   |                 |                  |                      |                   |                  |                     |               |                              |
| July to September  | 2                  | 4              | 13             | 19                | x               | 25               | x                    | 70                | x                | 89                  | x             | x                            |
| July to December   | 4                  | 10             | 14             | 29                | 48              | 89               | 94                   | 231               | x                | 260                 | x             | x                            |
| July to March  | 6                  | 14             | 23             | 43                | 64              | 143 <sup>r</sup> | 126                  | 333 <sup>r</sup>  | 5                | 377 <sup>r</sup>    | x             | x                            |
| July to June   | 10                 | 16             | 29             | 55                | 115             | 274              | 231                  | 619               | 9                | 674                 | x             | x                            |
| <b>Monoammonium phosphate (MAP) 11-52-0</b>                        |                    |                |                |                   |                 |                  |                      |                   |                  |                     |               |                              |
| July to September  | 0                  | 0 <sup>s</sup> | 48             | 48                | 29 <sup>r</sup> | 43               | 58                   | 130 <sup>r</sup>  | x                | 178 <sup>r</sup>    | x             | 0                            |
| July to December   | 0                  | 2              | 96             | 98                | 82              | 124              | 128                  | 334               | x                | 432                 | x             | 0                            |
| July to March  | x                  | x              | 144            | 156               | 134             | 202              | 194                  | 530               | x                | 686                 | x             | 0                            |
| July to June   | 2                  | 19             | 182            | 203               | 188             | 363              | 353                  | 904               | 12               | 1,106               | x             | 0                            |
| <b>Diammonium phosphate (DAP) 18-46-0</b>                          |                    |                |                |                   |                 |                  |                      |                   |                  |                     |               |                              |
| July to September  | 3                  | 10             | 2              | 16                | 0               | 0                | 0                    | 0                 | 0                | 16                  | 0             | 0                            |
| July to December   | 18                 | 28             | 4              | 50                | 0               | 0                | 0                    | 0                 | 0                | 50                  | 0             | 0                            |
| July to March  | 25                 | 68             | 5              | 98                | 0               | 0                | 0                    | 0                 | 0                | 98                  | 0             | 0                            |
| July to June   | 36                 | 107            | 7              | 150               | 0               | 0                | 0                    | 0                 | 0                | 150                 | 0             | 0                            |
| <b>Potash 0-0-60-0</b>   |                    |                |                |                   |                 |                  |                      |                   |                  |                     |               |                              |
| July to September  | x                  | x              | x              | x                 | 12              | 4                | x                    | x                 | 1                | 75                  | 1,476         | x                            |
| July to December   | x                  | x              | 78             | x                 | 33              | x                | 33                   | x                 | 3                | 208                 | 2,985         | x                            |
| July to March  | x                  | x              | 123            | 205               | 44              | 27               | 47                   | 117               | 5                | 322                 | 4,805         | x                            |
| July to June   | x                  | x              | 162            | 277               | 68              | 46               | 78                   | 192               | 8                | 469                 | 6,320         | x                            |
| <b>Other fertilizer products<sup>8</sup></b>                       |                    |                |                |                   |                 |                  |                      |                   |                  |                     |               |                              |
| July to September  | x                  | x              | 20             | 24                | 9               | 9                | 10                   | 28                | 1                | 52                  | x             | 0 <sup>s</sup>               |
| July to December   | 5                  | 5              | 38             | 48                | 25              | 46               | 21                   | 93                | x                | 141                 | x             | 0 <sup>s</sup>               |
| July to March  | 7                  | 13             | 77             | 98                | 36              | 79               | 35                   | 151               | 4                | 248                 | x             | 0 <sup>s</sup>               |
| July to June   | 11                 | 34             | 93             | 137               | 48              | 130              | 70                   | 248               | 6                | 385                 | 78            | 4                            |

1. For the purpose of this survey, Alberta includes Peace River, British Columbia.

2. The Canada shipments amount excludes British Columbia.

3. Offshore shipments include shipments exported to countries other than the United States.

4. Tonnes for aqua ammonia (NH<sub>3</sub>) 24-0-0 are divided by 3.4; tonnes for aqua ammonia (NH<sub>3</sub>) 27-0-0 are multiplied by 0.329.

5. Tonnes for ESN 44-0-0 are multiplied by 0.9565.

6. Tonnes for nitrogen solutions/urea ammonium nitrate (UAN) 32-0-0 are multiplied by 1.142.

7. Tonnes for ammonium thiosulphate (ATS) 15-0-0-20 are multiplied by 0.83. Elemental sulphur (0-0-0-90 and 0-0-0-85) is excluded from this category (included with other fertilizer products).

8. Other fertilizer products includes ammonium polyphosphate, phosphate and sulphur solutions, mixed fertilizer materials, elemental sulphur fertilizers and all other fertilizer products not included in the other product categories.

**Note(s):** Historical annual shipments data are available in terminated CANSIM table 001-0064. Fertilizer shipments include Canadian producers, wholesale distributors and retail distributors. Data are compiled on a fertilizer year basis starting July 1 and ending June 30 the following year. Metric tonnes for some fertilizer products have been converted to the standard categories published. Nutrient analysis is associated with each fertilizer product type as an industry standard, recognized as N-P-K-S. N represents nitrogen, P represents phosphate, K represents potassium and S represents sulphur. The values are expressed in percentages. Where the analysis contains only three numbers, sulphur is equal to zero.

**Table 4**  
**Fertilizer shipments to Canadian agriculture and export markets, by product type and fertilizer year, cumulative data, 2009/2010**

|  | Atlantic provinces | Quebec         | Ontario         | Eastern provinces | Manitoba        | Saskatchewan     | Alberta <sup>1</sup> | Prairie provinces | British Columbia | Canada <sup>2</sup> | United States      | Other <sup>3</sup> |
|--|--------------------|----------------|-----------------|-------------------|-----------------|------------------|----------------------|-------------------|------------------|---------------------|--------------------|--------------------|
| thousand metric tonnes   |                    |                |                 |                   |                 |                  |                      |                   |                  |                     |                    |                    |
| <b>Ammonia (NH<sub>3</sub>) 82-0-0-0<sup>4</sup></b>               |                    |                |                 |                   |                 |                  |                      |                   |                  |                     |                    |                    |
| July to September  | 0                  | x              | x               | x                 | 10              | x                | 7                    | x                 | x                | 26                  | 190                | 0                  |
| July to December   | 0                  | x              | x               | x                 | 111             | x                | 59                   | x                 | x                | 252                 | 363                | 0                  |
| July to March  | 0                  | x              | x               | x                 | 113             | x                | 69                   | x                 | x                | 267                 | 575                | 0                  |
| July to June   | 0                  | 7              | x               | x                 | 180             | 179              | x                    | x                 | x                | 578                 | 816                | 0                  |
| <b>Urea 46-0-0<sup>5</sup></b>                                     |                    |                |                 |                   |                 |                  |                      |                   |                  |                     |                    |                    |
| July to September  | x                  | 5              | x               | 13                | 70              | 149              | 199                  | 419               | x                | 431                 | 306                | x                  |
| July to December   | 3                  | 19             | 45              | 68                | 132             | 316              | 376                  | 824               | x                | 892                 | 691                | x                  |
| July to March  | 5                  | 39             | 99              | 143               | 169             | 474              | 511                  | 1,154             | 14               | 1,297               | 1,142              | x                  |
| July to June   | 7                  | 83             | 161             | 250               | 227             | 651              | 742                  | 1,619             | 19               | 1,870               | 1,593              | x                  |
| <b>Urea ammonium nitrate (UAN) 28-0-0-0<sup>6</sup></b>            |                    |                |                 |                   |                 |                  |                      |                   |                  |                     |                    |                    |
| July to September  | 0                  | 16             | 48              | 65                | x               | 99               | x                    | 158               | x                | 223                 | x                  | 0                  |
| July to December   | 0                  | 18             | 100             | 118               | x               | 163              | x                    | 285               | x                | 403                 | x                  | 0                  |
| July to March  | 0                  | 18             | 153             | 171               | 142             | 222              | 28                   | 392               | x                | 563                 | 319                | 0                  |
| July to June   | 0                  | 67             | 237             | 304               | 189             | 351              | 53                   | 593               | x                | 897                 | 436                | 0                  |
| <b>Ammonium nitrate/calcium ammonium nitrate (AN/CAN) 34-0-0-0</b> |                    |                |                 |                   |                 |                  |                      |                   |                  |                     |                    |                    |
| July to September  | 1                  | 5              | 2               | 8                 | 0 <sup>s</sup>  | 0                | 0                    | 0 <sup>s</sup>    | 0                | 8                   | x                  | 0                  |
| July to December   | 12                 | 17             | 7               | 36                | 0 <sup>s</sup>  | 0                | 0                    | 0 <sup>s</sup>    | 0                | 37                  | x                  | 0                  |
| July to March  | 13                 | 19             | 9               | 41                | 0 <sup>s</sup>  | 0                | 0                    | 0 <sup>s</sup>    | 0                | 41                  | x                  | 0                  |
| July to June   | 27                 | 61             | 15              | 104               | 0 <sup>s</sup>  | 0                | 0                    | 0 <sup>s</sup>    | 0                | 104                 | x                  | 0                  |
| <b>Ammonium sulphate (AS) 20-0-0-24<sup>7</sup></b>                |                    |                |                 |                   |                 |                  |                      |                   |                  |                     |                    |                    |
| July to September  | x                  | x              | x               | x                 | x               | 34               | 28                   | x                 | 1                | 82                  | x                  | x                  |
| July to December   | 8                  | 8              | 6               | 23                | 39              | 79               | 78                   | 196               | 2                | 219                 | x                  | x                  |
| July to March  | 11                 | 9              | 10              | 30                | 59 <sup>r</sup> | 130 <sup>r</sup> | 114 <sup>r</sup>     | 303 <sup>r</sup>  | x                | 333 <sup>r</sup>    | x                  | x                  |
| July to June   | 14                 | 17             | 17              | 48                | 117             | 267              | 211                  | 595               | 7                | 643                 | x                  | x                  |
| <b>Monoammonium phosphate (MAP) 11-52-0</b>                        |                    |                |                 |                   |                 |                  |                      |                   |                  |                     |                    |                    |
| July to September  | 0                  | 0 <sup>s</sup> | 27              | 28                | 46              | 82               | 100                  | 228               | x                | 256                 | x                  | 0                  |
| July to December   | 1                  | 5              | 82              | 88                | 94              | 157              | 176                  | 427               | x                | 515                 | x                  | 0                  |
| July to March  | 2                  | 5              | 109             | 116               | 139             | 240              | 225                  | 604               | x                | 720                 | x                  | 0                  |
| July to June   | 2                  | 10             | 130             | 142               | 194             | 354              | 312                  | 860               | x                | 1,002               | x                  | 0                  |
| <b>Diammonium phosphate (DAP) 18-46-0</b>                          |                    |                |                 |                   |                 |                  |                      |                   |                  |                     |                    |                    |
| July to September  | 1                  | 3              | 1               | 5                 | 0               | 0                | 0                    | 0                 | 0                | 5                   | 0                  | 0                  |
| July to December   | 15                 | 12             | 2               | 29                | 0               | 0                | 0                    | 0                 | 0                | 29                  | 0                  | 0                  |
| July to March  | 28                 | 32             | 5               | 64                | 0               | 0                | 0                    | 0                 | 0                | 64                  | 0                  | 0                  |
| July to June   | 39                 | 79             | 7               | 124               | 0               | 0                | 0                    | 0                 | 0                | 124                 | 0                  | 0                  |
| <b>Potash 0-0-60-0</b>   |                    |                |                 |                   |                 |                  |                      |                   |                  |                     |                    |                    |
| July to September  | 0 <sup>s</sup>     | 1              | 5               | 7                 | 1               | 1                | 3                    | 5                 | 1                | 12                  | 678                | 1,230              |
| July to December   | x                  | x              | x               | x                 | 8               | x                | 12                   | x                 | 2                | 56                  | 1,876              | 2,227              |
| July to March  | x                  | x              | x               | x                 | 25              | x                | 36                   | x                 | 5                | 237                 | 4,129              | 4,143              |
| July to June   | 50                 | 53             | 154             | 257               | 56              | 39               | 69 <sup>r</sup>      | 163               | 7 <sup>r</sup>   | 420                 | 5,357 <sup>r</sup> | x                  |
| <b>Other fertilizer products<sup>8</sup></b>                       |                    |                |                 |                   |                 |                  |                      |                   |                  |                     |                    |                    |
| July to September  | 0 <sup>s</sup>     | 2              | 3               | 5                 | 7               | 7                | 10                   | 24                | 1                | 29                  | x                  | x                  |
| July to December   | 0 <sup>s</sup>     | 5              | 5               | 10                | 16              | 14               | 15                   | 45                | 1                | 55                  | x                  | x                  |
| July to March  | 7                  | 12             | 30              | 49                | 26              | 41               | 27                   | 94                | 3                | 143                 | x                  | x                  |
| July to June   | 10                 | 24             | 60 <sup>r</sup> | 94 <sup>r</sup>   | 46              | 86               | 46 <sup>r</sup>      | 178 <sup>r</sup>  | 6 <sup>r</sup>   | 272 <sup>r</sup>    | 65 <sup>r</sup>    | x                  |

1. For the purpose of this survey, Alberta includes Peace River, British Columbia.

2. The Canada shipments amount excludes British Columbia.

3. Offshore shipments include shipments exported to countries other than the United States.

4. Tonnes for aqua ammonia (NH<sub>3</sub>) 24-0-0 are divided by 3.4; tonnes for aqua ammonia (NH<sub>3</sub>) 27-0-0 are multiplied by 0.329.

5. Tonnes for ESN 44-0-0 are multiplied by 0.9565.

6. Tonnes for nitrogen solutions/urea ammonium nitrate (UAN) 32-0-0 are multiplied by 1.142.

7. Tonnes for ammonium thiosulphate (ATS) 15-0-0-20 are multiplied by 0.83. Elemental sulphur (0-0-0-90 and 0-0-0-85) is excluded from this category (included with other fertilizer products).

8. Other fertilizer products includes ammonium polyphosphate, phosphate and sulphur solutions, mixed fertilizer materials, elemental sulphur fertilizers and all other fertilizer products not included in the other product categories.

**Note(s):** Historical annual shipments data are available in terminated CANSIM table 001-0064. Fertilizer shipments include Canadian producers, wholesale distributors and retail distributors. Data are compiled on a fertilizer year basis starting July 1 and ending June 30 the following year. Metric tonnes for some fertilizer products have been converted to the standard categories published. Nutrient analysis is associated with each fertilizer product type as an industry standard, recognized as N-P-K-S. N represents nitrogen, P represents phosphate, K represents potassium and S represents sulphur. The values are expressed in percentages. Where the analysis contains only three numbers, sulphur is equal to zero.

**Table 5**  
**Canadian fertilizer, by product type: cumulative production by fertilizer year; and inventories at month end, 2010/2011**

|  | Production <sup>1</sup> |      | Inventories <sup>2</sup> |        | Canada |
|--|-------------------------|------|--------------------------|--------|--------|
|  | Canada                  | East | West                     | Canada |        |
| thousand metric tonnes   |                         |      |                          |        |        |
| <b>Ammonia (NH<sub>3</sub>) 82-0-0-0 <sup>3</sup></b>              |                         |      |                          |        |        |
| July to September  | 962                     | 13   | 174                      |        | 187    |
| July to December   | 2,220                   | 28   | 180                      |        | 208    |
| July to March  | 3,512                   | 55   | 272                      |        | 327    |
| July to June   | 4,683                   | 21   | 112                      |        | 133    |
| <b>Urea 46-0-0 <sup>4</sup></b>                                    |                         |      |                          |        |        |
| July to September  | 870                     | 19   | 187                      |        | 206    |
| July to December   | 1,768                   | 47   | 273                      |        | 320    |
| July to March  | 2,708                   | 118  | 276                      |        | 394    |
| July to June   | 3,636                   | 5    | 193                      |        | 198    |
| <b>Urea ammonium nitrate (UAN) 28-0-0-0 <sup>5</sup></b>           |                         |      |                          |        |        |
| July to September  | 234                     | 35   | 82                       |        | 117    |
| July to December   | 598                     | 54   | 95                       |        | 149    |
| July to March  | 916                     | x    | x                        |        | 174    |
| July to June   | 1,210                   | 20   | 25                       |        | 44     |
| <b>Ammonium nitrate/calcium ammonium nitrate (AN/CAN) 34-0-0-0</b> |                         |      |                          |        |        |
| July to September  | 16                      | x    | x                        |        | 7      |
| July to December   | x                       | 12   | x                        |        | x      |
| July to March  | x                       | 13   | x                        |        | x      |
| July to June   | x                       | 5    | x                        |        | x      |
| <b>Ammonium sulphate (AS) 20-0-0-24 <sup>6</sup></b>               |                         |      |                          |        |        |
| July to September  | 191                     | x    | x                        |        | 89     |
| July to December   | 416                     | x    | x                        |        | 121    |
| July to March  | 696                     | x    | x                        |        | 141 r  |
| July to June   | 926                     | x    | x                        |        | 103    |
| <b>Monoammonium phosphate (MAP) 11-52-0</b>                        |                         |      |                          |        |        |
| July to September  | x                       | 10   | 45                       |        | 55     |
| July to December   | x                       | 14   | 79                       |        | 93     |
| July to March  | x                       | x    | x                        |        | 124    |
| July to June   | x                       | 6    | 131                      |        | 137    |
| <b>Diammonium phosphate (DAP) 18-46-0</b>                          |                         |      |                          |        |        |
| July to September  | 0                       | 8    | 0                        |        | 8      |
| July to December   | 0                       | 21   | 0                        |        | 21     |
| July to March  | 0                       | 7    | 0                        |        | 7      |
| July to June   | 0                       | 5    | 0                        |        | 5      |
| <b>Potash 0-0-60-0</b>   |                         |      |                          |        |        |
| July to September  | 2,712                   | 36   | x                        |        | x      |
| July to December   | 7,461                   | 26   | x                        |        | x      |
| July to March  | 12,289                  | 36   | x                        |        | x      |
| July to June   | 17,149                  | 17   | x                        |        | x      |
| <b>Other fertilizer products <sup>7</sup></b>                      |                         |      |                          |        |        |
| July to September  | x                       | x    | x                        |        | 37     |
| July to December   | x                       | x    | x                        |        | 34     |
| July to March  | x                       | 28   | 26                       |        | 53     |
| July to June   | 187                     | 5    | 36                       |        | 41     |

1. Historical annual production data are available in terminated CANSIM table 001-0063. Fertilizer production includes Canadian producers. Data are compiled on a fertilizer year basis starting July 1 and ending June 30 the following year. Metric tonnes for some fertilizer products have been converted to the standard categories published.

2. Historical annual inventories data are available in terminated CANSIM table 001-0062. Fertilizer inventories include Canadian producers and wholesale distributors. Data represents market inventories at month end. Metric tonnes for some fertilizer products have been converted to the standard categories published.

3. Tonnes for aqua ammonia (NH<sub>3</sub>) 24-0-0 are divided by 3.4; tonnes for aqua ammonia (NH<sub>3</sub>) 27-0-0 are multiplied by 0.329.

4. Tonnes for ESN 44-0-0 are multiplied by 0.9565.

5. Tonnes for nitrogen solutions/urea ammonium nitrate (UAN) 32-0-0 are multiplied by 1.142.

6. Tonnes for ammonium thiosulphate (ATS) 15-0-0-20 are multiplied by 0.83. Elemental sulphur (0-0-0-90 and 0-0-0-85) is excluded from this category (included with other fertilizer products).

7. Other fertilizer products includes ammonium polyphosphate, phosphate and sulphur solutions, mixed fertilizer materials, elemental sulphur fertilizers and all other fertilizer products not included in the other product categories.

**Note(s):** Nutrient analysis is associated with each fertilizer product type as an industry standard, recognized as N-P-K-S. N represents nitrogen, P represents phosphate, K represents potassium and S represents sulphur. The values are expressed in percentages. Where the analysis contains only three numbers, sulphur is equal to zero.



**Table 6**  
**Canadian fertilizer by product type: cumulative production by fertilizer year; and inventories at month end, 2009/2010**

|  | Production <sup>1</sup> |      | Inventories <sup>2</sup> |                  |
|--|-------------------------|------|--------------------------|------------------|
|  | Canada                  | East | West                     | Canada           |
| thousand metric tonnes   |                         |      |                          |                  |
| <b>Ammonia (NH<sub>3</sub>) 82-0-0-0 <sup>3</sup></b>              |                         |      |                          |                  |
| July to September  | 1,023                   | 32   | 208 <sup>r</sup>         | 240 <sup>r</sup> |
| July to December   | 2,245                   | 40   | 201 <sup>r</sup>         | 241 <sup>r</sup> |
| July to March  | 3,394 <sup>r</sup>      | 44   | 270 <sup>r</sup>         | 314 <sup>r</sup> |
| July to June   | 4,440                   | 11   | 96                       | 107              |
| <b>Urea 46-0-0 <sup>4</sup></b>                                    |                         |      |                          |                  |
| July to September  | 728                     | 27   | 167                      | 193              |
| July to December   | 1,726                   | 46   | 311                      | 357              |
| July to March  | 2,666                   | 50   | 332                      | 382              |
| July to June   | 3,538                   | 14   | 217                      | 230              |
| <b>Urea ammonium nitrate (UAN) 28-0-0-0 <sup>5</sup></b>           |                         |      |                          |                  |
| July to September  | 215                     | 39   | 77                       | 116              |
| July to December   | 522                     | 52   | 116                      | 167              |
| July to March  | 791                     | 53   | 147                      | 200              |
| July to June   | 1,046                   | 14   | 73                       | 87               |
| <b>Ammonium nitrate/calcium ammonium nitrate (AN/CAN) 34-0-0-0</b> |                         |      |                          |                  |
| July to September  | 66                      | x    | x                        | 13               |
| July to December   | 143                     | x    | x                        | 38               |
| July to March  | 200                     | x    | x                        | 38               |
| July to June   | x                       | 3    | x                        | x                |
| <b>Ammonium sulphate (AS) 20-0-0-24 <sup>6</sup></b>               |                         |      |                          |                  |
| July to September  | 223                     | x    | x                        | 185              |
| July to December   | 442                     | x    | x                        | 190              |
| July to March  | 679 <sup>r</sup>        | 4    | 192                      | 196              |
| July to June   | 915                     | 1    | 87                       | 88               |
| <b>Monoammonium phosphate (MAP) 11-52-0</b>                        |                         |      |                          |                  |
| July to September  | x                       | 27   | 80                       | 107              |
| July to December   | x                       | 35   | 102                      | 136              |
| July to March  | x                       | 33   | 99                       | 132              |
| July to June   | x                       | 4    | 91                       | 95               |
| <b>Diammonium phosphate (DAP) 18-46-0</b>                          |                         |      |                          |                  |
| July to September  | 0                       | x    | 0                        | x                |
| July to December   | 0                       | x    | 0                        | x                |
| July to March  | 0                       | 10   | 0                        | 10               |
| July to June   | 0                       | x    | 0                        | x                |
| <b>Potash 0-0-60-0</b>   |                         |      |                          |                  |
| July to September  | 1,465                   | 46   | x                        | x                |
| July to December   | 3,773                   | 62   | x                        | x                |
| July to March  | 7,525                   | 46   | x                        | x                |
| July to June   | 11,729                  | 30   | x                        | x                |
| <b>Other fertilizer products <sup>7</sup></b>                      |                         |      |                          |                  |
| July to September  | x                       | x    | x                        | 25               |
| July to December   | x                       | x    | x                        | 40               |
| July to March  | x                       | 19   | 37                       | 56               |
| July to June   | 157 <sup>r</sup>        | 11   | 27 <sup>r</sup>          | 38 <sup>r</sup>  |

- Historical annual production data are available in terminated CANSIM table 001-0063. Fertilizer production includes Canadian producers. Data are compiled on a fertilizer year basis starting July 1 and ending June 30 the following year. Metric tonnes for some fertilizer products have been converted to the standard categories published.
  - Historical annual inventories data are available in terminated CANSIM table 001-0062. Fertilizer inventories include Canadian producers and wholesale distributors. Data represents market inventories at month end. Metric tonnes for some fertilizer products have been converted to the standard categories published.
  - Tonnes for aqua ammonia (NH<sub>3</sub>) 24-0-0 are divided by 3.4; tonnes for aqua ammonia (NH<sub>3</sub>) 27-0-0 are multiplied by 0.329.
  - Tonnes for ESN 44-0-0 are multiplied by 0.9565.
  - Tonnes for nitrogen solutions/urea ammonium nitrate (UAN) 32-0-0 are multiplied by 1.142.
  - Tonnes for ammonium thiosulphate (ATS) 15-0-0-20 are multiplied by 0.83. Elemental sulphur (0-0-0-90 and 0-0-0-85) is excluded from this category (included with other fertilizer products).
  - Other fertilizer products includes ammonium polyphosphate, phosphate and sulphur solutions, mixed fertilizer materials, elemental sulphur fertilizers and all other fertilizer products not included in the other product categories.
- Note(s):** Nutrient analysis is associated with each fertilizer product type as an industry standard, recognized as N-P-K-S. N represents nitrogen, P represents phosphate, K represents potassium and S represents sulphur. The values are expressed in percentages. Where the analysis contains only three numbers, sulphur is equal to zero.

**Table 7**  
**Fertilizer shipments to Canadian agriculture markets, by nutrient content and fertilizer year, cumulative data, 2010/2011**

|                              | Atlantic provinces     | Quebec | Ontario          | Eastern provinces | Manitoba         | Saskatchewan     | Alberta <sup>1</sup> | Prairie provinces  | British Columbia | Canada <sup>2</sup> |
|------------------------------|------------------------|--------|------------------|-------------------|------------------|------------------|----------------------|--------------------|------------------|---------------------|
|                              | thousand metric tonnes |        |                  |                   |                  |                  |                      |                    |                  |                     |
| <b>Nitrogen</b>              |                        |        |                  |                   |                  |                  |                      |                    |                  |                     |
| July to September            | 3                      | 16     | 34               | 48                | 55               | 74               | 126                  | 253                | 4                | 286                 |
| July to December             | 12                     | 40     | 122 <sup>r</sup> | 160 <sup>r</sup>  | 198 <sup>r</sup> | 283 <sup>r</sup> | 313                  | 782 <sup>r</sup>   | 12               | 891 <sup>r</sup>    |
| July to March                | 21                     | 58     | 151 <sup>r</sup> | 208 <sup>r</sup>  | 239 <sup>r</sup> | 404 <sup>r</sup> | 409                  | 1,033 <sup>r</sup> | 19               | 1,168 <sup>r</sup>  |
| July to June                 | 37                     | 130    | 232              | 361               | 346              | 762              | 684                  | 1,752              | 33               | 1,975               |
| <b>Phosphate<sup>3</sup></b> |                        |        |                  |                   |                  |                  |                      |                    |                  |                     |
| July to September            | 2                      | 5      | 27               | 33                | 18 <sup>r</sup>  | 25               | 32                   | 75 <sup>r</sup>    | x                | 109 <sup>r</sup>    |
| July to December             | x                      | x      | 54               | 77                | 50               | 78               | 72                   | 200                | x                | 276                 |
| July to March                | 13                     | 38     | 85               | 136               | 80               | 128              | 109                  | 317                | x                | 453                 |
| July to June                 | 18                     | 63     | 107              | 189               | 111              | 226              | 197                  | 534                | 7                | 723                 |
| <b>Potash</b>                |                        |        |                  |                   |                  |                  |                      |                    |                  |                     |
| July to September            | x                      | x      | x                | x                 | 7                | 2                | x                    | x                  | 1                | 49                  |
| July to December             | x                      | x      | 54               | x                 | 20               | x                | 20                   | x                  | 2                | 135                 |
| July to March                | x                      | x      | 87               | 139               | 27               | 16               | 28                   | 71                 | 4                | 211                 |
| July to June                 | x                      | x      | 114              | 189               | 42               | 28               | 54                   | 123                | 6                | 312                 |
| <b>Sulphur<sup>4</sup></b>   |                        |        |                  |                   |                  |                  |                      |                    |                  |                     |
| July to September            | 1                      | 1      | 7                | 10                | x                | 9                | x                    | 22                 | x                | 32                  |
| July to December             | 2                      | 4      | 11               | 16                | 15               | 31               | 27                   | 73                 | x                | 90                  |
| July to March                | 3                      | 6      | 20               | 29                | 21               | 52 <sup>r</sup>  | 38                   | 110 <sup>r</sup>   | 2                | 140 <sup>r</sup>    |
| July to June                 | 4                      | 9      | 25               | 38                | 35               | 93               | 71                   | 199                | 4                | 237                 |

1. For the purpose of this survey, Alberta includes Peace River, British Columbia.

2. The Canada shipments amount excludes British Columbia.

3. The phosphate tonnage includes amounts from all fertilizer products containing phosphates.

4. The sulphur tonnage includes amounts from all fertilizer products containing sulphur.

**Note(s):** Historical annual nutrient content shipments data are available in terminated CANSIM table 001-0065. Fertilizer shipments include Canadian producers, wholesale distributors and retail distributors. Nutrient content is derived by summing the percentage of each nutrient from the shipments of all fertilizer products. Data are compiled on a fertilizer year basis starting July 1 and ending June 30 the following year.

**Table 8**  
**Fertilizer shipments to Canadian agriculture markets, by nutrient content and fertilizer year, cumulative data, 2009/2010**

|                              | Atlantic provinces     | Quebec | Ontario         | Eastern provinces | Manitoba         | Saskatchewan     | Alberta <sup>1</sup> | Prairie provinces | British Columbia | Canada <sup>2</sup> |
|------------------------------|------------------------|--------|-----------------|-------------------|------------------|------------------|----------------------|-------------------|------------------|---------------------|
|                              | thousand metric tonnes |        |                 |                   |                  |                  |                      |                   |                  |                     |
| <b>Nitrogen</b>              |                        |        |                 |                   |                  |                  |                      |                   |                  |                     |
| July to September            | 1                      | 10     | 23              | 35                | 60               | 118              | 121                  | 299               | x                | 334                 |
| July to December             | 10                     | 25     | 94              | 129               | 199              | 259              | 265                  | 723               | x                | 852                 |
| July to March                | 14                     | 39     | 141             | 195 <sup>r</sup>  | 239 <sup>r</sup> | 371 <sup>r</sup> | 350 <sup>r</sup>     | 960 <sup>r</sup>  | 20               | 1,155 <sup>r</sup>  |
| July to June                 | 22                     | 102    | 215             | 340               | 354              | 645              | 562                  | 1,561             | 24               | 1,901               |
| <b>Phosphate<sup>3</sup></b> |                        |        |                 |                   |                  |                  |                      |                   |                  |                     |
| July to September            | 1                      | 2      | 15              | 17                | 26               | 45               | 54                   | 125               | x                | 142                 |
| July to December             | 8                      | 8      | 44              | 60                | 54               | 85               | 95                   | 233               | x                | 293                 |
| July to March                | 14                     | 18     | 61 <sup>r</sup> | 93 <sup>r</sup>   | 79 <sup>r</sup>  | 136 <sup>r</sup> | 123 <sup>r</sup>     | 338 <sup>r</sup>  | x                | 431 <sup>r</sup>    |
| July to June                 | 19                     | 42     | 75              | 137               | 113              | 208              | 172                  | 493               | x                | 630                 |
| <b>Potash</b>                |                        |        |                 |                   |                  |                  |                      |                   |                  |                     |
| July to September            | 0 <sup>s</sup>         | 1      | 4               | 5                 | 1 <sup>r</sup>   | 1 <sup>r</sup>   | 2 <sup>r</sup>       | 3 <sup>r</sup>    | 1                | 8 <sup>r</sup>      |
| July to December             | x                      | x      | x               | x                 | 5                | x                | 7                    | x                 | 1                | 36 <sup>r</sup>     |
| July to March                | x                      | x      | x               | x                 | 15               | x                | 22                   | x                 | 4                | 153                 |
| July to June                 | 32                     | 36     | 104             | 171               | 34               | 23               | 42 <sup>r</sup>      | 99                | 6 <sup>r</sup>   | 271 <sup>r</sup>    |
| <b>Sulphur<sup>4</sup></b>   |                        |        |                 |                   |                  |                  |                      |                   |                  |                     |
| July to September            | x                      | x      | x               | x                 | x                | 9                | 8                    | x                 | 0 <sup>s</sup>   | 24                  |
| July to December             | 2                      | 3      | 2               | 7                 | 11               | 23               | 22                   | 56                | 1                | 63                  |
| July to March                | 4                      | 5      | 8               | 17 <sup>r</sup>   | 18               | 40 <sup>r</sup>  | 34 <sup>r</sup>      | 93 <sup>r</sup>   | 2                | 110 <sup>r</sup>    |
| July to June                 | 5                      | 8      | 16              | 29                | 36               | 82               | 62                   | 180               | 3                | 209                 |

1. For the purpose of this survey, Alberta includes Peace River, British Columbia.

2. The Canada shipments amount excludes British Columbia.

3. The phosphate tonnage includes amounts from all fertilizer products containing phosphates.

4. The sulphur tonnage includes amounts from all fertilizer products containing sulphur.

**Note(s):** Historical annual nutrient content shipments data are available in terminated CANSIM table 001-0065. Fertilizer shipments include Canadian producers, wholesale distributors and retail distributors. Nutrient content is derived by summing the percentage of each nutrient from the shipments of all fertilizer products. Data are compiled on a fertilizer year basis starting July 1 and ending June 30 the following year.

**Table 9**  
**Fertilizer shipments to Canadian agriculture and export markets, by product type, cumulative data, year-to-year change: 2009/2010 and 2010/2011**

|  | Atlantic provinces | Quebec | Ontario        | Eastern provinces | Manitoba           | Saskatchewan       | Alberta <sup>1</sup> | Prairie provinces  | British Columbia | Canada <sup>2</sup> | United States | Other countries <sup>3</sup> |
|--|--------------------|--------|----------------|-------------------|--------------------|--------------------|----------------------|--------------------|------------------|---------------------|---------------|------------------------------|
|  | percent            |        |                |                   |                    |                    |                      |                    |                  |                     |               |                              |
| <b>Ammonia (NH3) 82-0-0-0<sup>4</sup></b>                          |                    |        |                |                   |                    |                    |                      |                    |                  |                     |               |                              |
| July to September  | ...                | x      | x              | x                 | -10.0              | x                  | 128.6                | x                  | x                | 19.2                | -6.3          | ...                          |
| July to December   | ...                | x      | x <sup>r</sup> | x <sup>r</sup>    | -21.6 <sup>r</sup> | x                  | 44.1                 | x <sup>r</sup>     | x                | -6.7 <sup>r</sup>   | 16.5          | ...                          |
| July to March  | ...                | x      | x <sup>r</sup> | x <sup>r</sup>    | -22.1 <sup>r</sup> | x                  | 33.3                 | x <sup>r</sup>     | x                | -7.5 <sup>r</sup>   | 15.0          | ...                          |
| July to June   | ...                | -14.3  | x              | x                 | -30.0              | x                  | x                    | x                  | x                | -10.7               | 12.1          | ...                          |
| <b>Urea 46-0-0<sup>5</sup></b>                                     |                    |        |                |                   |                    |                    |                      |                    |                  |                     |               |                              |
| July to September  | x                  | 140.0  | x              | 53.8              | -20.0              | -45.0              | -6.0                 | -22.4              | x                | -20.0               | 48.0          | x                            |
| July to December   | 33.3               | 100.0  | 140.0          | 119.1             | 3.0                | -5.7               | 2.4                  | -0.6               | x                | 8.5                 | 21.1          | x                            |
| July to March  | 0.0                | 20.5   | 27.3           | 24.5              | 0.0                | -3.4               | 2.9                  | -0.2               | 57.1             | 2.6                 | 13.1          | x                            |
| July to June   | 0.0                | 7.2    | 6.2            | 6.8               | 6.2                | 9.5                | 12.7                 | 10.6               | 68.4             | 10.1                | 17.7          | x                            |
| <b>Urea ammonium nitrate (UAN) 28-0-0-0<sup>6</sup></b>            |                    |        |                |                   |                    |                    |                      |                    |                  |                     |               |                              |
| July to September  | ...                | 0.0    | 6.2            | 1.5               | x                  | -37.4              | x                    | -19.0              | x                | -13.0               | x             | ...                          |
| July to December   | ...                | 0.0    | 42.0           | 34.7              | x                  | -4.9 <sup>r</sup>  | x                    | 3.9 <sup>r</sup>   | x                | 13.2 <sup>r</sup>   | x             | ...                          |
| July to March  | ...                | 0.0    | 3.9            | 2.9               | 3.5                | -10.4 <sup>r</sup> | 28.6                 | -2.6 <sup>r</sup>  | x                | -0.9 <sup>r</sup>   | 33.5          | ...                          |
| July to June   | ...                | 7.5    | 19.0           | 16.4              | -2.1               | 1.7                | 20.8                 | 2.2                | x                | 7.0                 | 33.0          | ...                          |
| <b>Ammonium nitrate/calcium ammonium nitrate (AN/CAN) 34-0-0-0</b> |                    |        |                |                   |                    |                    |                      |                    |                  |                     |               |                              |
| July to September  | 100.0              | -20.0  | 300.0          | 62.5              | ...                | ...                | ...                  | ...                | ...              | 62.5                | x             | ...                          |
| July to December   | -75.0              | -47.1  | 200.0          | -8.3              | ...                | ...                | ...                  | ...                | ...              | -10.8               | x             | ...                          |
| July to March  | 15.4               | -42.1  | 144.4          | 17.1              | ...                | ...                | ...                  | ...                | ...              | 17.1                | x             | ...                          |
| July to June   | 7.4                | 0.0    | 53.3           | 7.7               | ...                | ...                | ...                  | ...                | ...              | 7.7                 | x             | ...                          |
| <b>Ammonium sulphate (AS) 20-0-0-24<sup>7</sup></b>                |                    |        |                |                   |                    |                    |                      |                    |                  |                     |               |                              |
| July to September  | x                  | x      | x              | x                 | x                  | -26.5              | x                    | x                  | x                | 8.5                 | x             | x                            |
| July to December   | -50.0              | 25.0   | 133.3          | 26.1              | 23.1               | 12.7               | 20.5                 | 17.9               | x                | 18.7                | x             | x                            |
| July to March  | -45.5              | 55.6   | 130.0          | 43.3              | 8.5                | 10.0 <sup>r</sup>  | 10.5                 | 9.9 <sup>r</sup>   | x                | 13.2 <sup>r</sup>   | x             | x                            |
| July to June   | -28.6              | -5.9   | 70.6           | 14.6              | -1.7               | 2.6                | 9.5                  | 4.0                | 28.6             | 4.8                 | x             | x                            |
| <b>Monoammonium phosphate (MAP) 11-52-0</b>                        |                    |        |                |                   |                    |                    |                      |                    |                  |                     |               |                              |
| July to September  | ...                | ...    | 77.8           | 71.4              | -37.0 <sup>r</sup> | -47.6              | -42.0                | -43.0 <sup>r</sup> | x                | -30.5 <sup>r</sup>  | x             | ...                          |
| July to December   | -100.0             | -60.0  | 17.1           | 11.4              | -12.8              | -21.0              | -27.3                | -21.8              | x                | -16.1               | x             | ...                          |
| July to March  | x                  | x      | 32.1           | 34.5              | -3.6               | -15.8              | -13.8                | -12.3              | x                | -4.7                | x             | ...                          |
| July to June   | 0.0                | 90.0   | 40.0           | 43.0              | -3.1               | 2.5                | 13.1                 | 5.1                | x                | 10.4                | x             | ...                          |
| <b>Diammonium phosphate (DAP) 18-46-0</b>                          |                    |        |                |                   |                    |                    |                      |                    |                  |                     |               |                              |
| July to September  | 200.0              | 233.3  | 100.0          | 220.0             | ...                | ...                | ...                  | ...                | ...              | 220.0               | ...           | ...                          |
| July to December   | 20.0               | 133.3  | 100.0          | 72.4              | ...                | ...                | ...                  | ...                | ...              | 72.4                | ...           | ...                          |
| July to March  | -10.7              | 112.5  | 0.0            | 53.1              | ...                | ...                | ...                  | ...                | ...              | 53.1                | ...           | ...                          |
| July to June   | -7.7               | 35.4   | 0.0            | 21.0              | ...                | ...                | ...                  | ...                | ...              | 21.0                | ...           | ...                          |
| <b>Potash 0-0-60-0</b>   |                    |        |                |                   |                    |                    |                      |                    |                  |                     |               |                              |
| July to September  | x                  | x      | x              | x                 | 1,100.0            | 300.0              | x                    | x                  | 0.0              | 525.0               | 117.7         | x                            |
| July to December   | x                  | x      | x              | x                 | 312.5              | x                  | 175.0                | x                  | 50.0             | 271.4               | 59.1          | x                            |
| July to March  | x                  | x      | x              | x                 | 76.0               | x                  | 30.6                 | x                  | 0.0              | 35.9                | 16.4          | x                            |
| July to June   | x                  | x      | 5.2            | 7.8               | 21.4               | 17.9               | 13.0                 | 17.8               | 14.3             | 11.7                | 18.0          | x                            |
| <b>Other fertilizer products<sup>8</sup></b>                       |                    |        |                |                   |                    |                    |                      |                    |                  |                     |               |                              |
| July to September  | x                  | x      | 566.7          | 380.0             | 28.6               | 28.6               | 0.0                  | 16.7               | 0.0              | 79.3                | x             | x                            |
| July to December   | ...                | 0.0    | 660.0          | 380.0             | 56.2               | 228.6              | 40.0                 | 106.7              | x                | 156.4               | x             | x                            |
| July to March  | 0.0                | 8.3    | 156.7          | 100.0             | 38.5               | 92.7               | 29.6                 | 60.6               | 33.3             | 73.4                | x             | x                            |
| July to June   | 10.0               | 41.7   | 55.0           | 45.7              | 4.3                | 51.2               | 52.2                 | 39.3               | 0.0              | 41.5                | 20.0          | x                            |

1. For the purpose of this survey, Alberta includes Peace River, British Columbia.

2. The Canada shipments amount excludes British Columbia.

3. Offshore shipments include shipments exported to countries other than the United States.

4. Tonnes for aqua ammonia (NH3) 24-0-0 are divided by 3.4; tonnes for aqua ammonia (NH3) 27-0-0 are multiplied by 0.329.

5. Tonnes for ESN 44-0-0 are multiplied by 0.9565.

6. Tonnes for nitrogen solutions/urea ammonium nitrate (UAN) 32-0-0 are multiplied by 1.142.

7. Tonnes for ammonium thiosulphate (ATS) 15-0-0-20 are multiplied by 0.83. Elemental sulphur (0-0-0-90 and 0-0-0-85) is excluded from this category (included with other fertilizer products).

8. Other fertilizer products includes ammonium polyphosphate, phosphate and sulphur solutions, mixed fertilizer materials, elemental sulphur fertilizers and all other fertilizer products not included in the other product categories.

**Note(s):** Historical annual shipments data are available in terminated CANSIM table 001-0064. Fertilizer shipments include Canadian producers, wholesale distributors and retail distributors. Data are compiled on a fertilizer year basis starting July 1 and ending June 30 the following year. Metric tonnes for some fertilizer products have been converted to the standard categories published. Nutrient analysis is associated with each fertilizer product type as an industry standard, recognized as N-P-K-S. N represents nitrogen, P represents phosphate, K represents potassium and S represents sulphur. The values are expressed in percentages. Where the analysis contains only three numbers, sulphur is equal to zero.

**Table 10**  
**Canadian fertilizer, by product type: cumulative production by fertilizer year; and inventories at month end, year-to-year change: 2009/2010 and 2010/2011**

|  | Production <sup>1</sup> |       | Inventories <sup>2</sup> |        |
|--|-------------------------|-------|--------------------------|--------|
|  | Canada                  | East  | West                     | Canada |
|  | percent                 |       |                          |        |
| <b>Ammonia (NH<sub>3</sub>) 82-0-0-0 <sup>3</sup></b>              |                         |       |                          |        |
| July to September  | -6.0                    | -59.4 | -16.3                    | -22.1  |
| July to December   | -1.1                    | -30.0 | -10.4                    | -13.7  |
| July to March  | 3.5                     | 25.0  | 0.7                      | 4.1    |
| July to June   | 5.5                     | 90.9  | 16.7                     | 24.3   |
| <b>Urea 46-0-0 <sup>4</sup></b>                                    |                         |       |                          |        |
| July to September  | 19.5                    | -29.6 | 12.0                     | 6.7    |
| July to December   | 2.4                     | 2.2   | -12.2                    | -10.4  |
| July to March  | 1.6                     | 136.0 | -16.9                    | 3.1    |
| July to June   | 2.8                     | -64.3 | -11.1                    | -13.9  |
| <b>Urea ammonium nitrate (UAN) 28-0-0-0 <sup>5</sup></b>           |                         |       |                          |        |
| July to September  | 8.8                     | -10.3 | 6.5                      | 0.9    |
| July to December   | 14.6                    | 3.8   | -18.1                    | -10.8  |
| July to March  | 15.8                    | x     | x                        | -13.0  |
| July to June   | 15.7                    | 42.9  | -65.8                    | -49.4  |
| <b>Ammonium nitrate/calcium ammonium nitrate (AN/CAN) 34-0-0-0</b> |                         |       |                          |        |
| July to September  | -75.8                   | x     | x                        | -46.2  |
| July to December   | x                       | x     | x                        | x      |
| July to March  | x                       | x     | x                        | x      |
| July to June   | x                       | 66.7  | x                        | x      |
| <b>Ammonium sulphate (AS) 20-0-0-24 <sup>6</sup></b>               |                         |       |                          |        |
| July to September  | -14.3                   | x     | x                        | -51.9  |
| July to December   | -5.9                    | x     | x                        | -36.3  |
| July to March  | 2.5                     | x     | x                        | -28.1r |
| July to June   | 1.2                     | x     | x                        | 17.0   |
| <b>Monoammonium phosphate (MAP) 11-52-0</b>                        |                         |       |                          |        |
| July to September  | x                       | -63.0 | -43.8                    | -48.6  |
| July to December   | x                       | -60.0 | -22.5                    | -31.6  |
| July to March  | x                       | x     | x                        | -6.1   |
| July to June   | x                       | 50.0  | 44.0                     | 44.2   |
| <b>Diammonium phosphate (DAP) 18-46-0</b>                          |                         |       |                          |        |
| July to September  | ...                     | x     | ...                      | x      |
| July to December   | ...                     | x     | ...                      | x      |
| July to March  | ...                     | -30.0 | ...                      | -30.0  |
| July to June   | ...                     | x     | ...                      | x      |
| <b>Potash 0-0-60-0</b>   |                         |       |                          |        |
| July to September  | 85.1                    | -21.7 | x                        | x      |
| July to December   | 97.7                    | -58.1 | x                        | x      |
| July to March  | 63.3                    | -21.7 | x                        | x      |
| July to June   | 46.2                    | -43.3 | x                        | x      |
| <b>Other fertilizer products <sup>7</sup></b>                      |                         |       |                          |        |
| July to September  | x                       | x     | x                        | 48.0   |
| July to December   | x                       | x     | x                        | -15.0  |
| July to March  | x                       | 47.4  | -29.7                    | -5.4   |
| July to June   | 19.1                    | -54.5 | 33.3                     | 7.9    |

1. Historical annual production data are available in terminated CANSIM table 001-0063. Fertilizer production includes Canadian producers. Data are compiled on a fertilizer year basis starting July 1 and ending June 30 the following year. Metric tonnes for some fertilizer products have been converted to the standard categories published.
  2. Historical annual inventories data are available in terminated CANSIM table 001-0062. Fertilizer inventories include Canadian producers and wholesale distributors. Data represents market inventories at month end. Metric tonnes for some fertilizer products have been converted to the standard categories published.
  3. Tonnes for aqua ammonia (NH<sub>3</sub>) 24-0-0 are divided by 3.4; tonnes for aqua ammonia (NH<sub>3</sub>) 27-0-0 are multiplied by 0.329.
  4. Tonnes for ESN 44-0-0 are multiplied by 0.9565.
  5. Tonnes for nitrogen solutions/urea ammonium nitrate (UAN) 32-0-0 are multiplied by 1.142.
  6. Tonnes for ammonium thiosulphate (ATS) 15-0-0-20 are multiplied by 0.83. Elemental sulphur (0-0-0-90 and 0-0-0-85) is excluded from this category (included with other fertilizer products).
  7. Other fertilizer products includes ammonium polyphosphate, phosphate and sulphur solutions, mixed fertilizer materials, elemental sulphur fertilizers and all other fertilizer products not included in the other product categories.
- Note(s):** Nutrient analysis is associated with each fertilizer product type as an industry standard, recognized as N-P-K-S. N represents nitrogen, P represents phosphate, K represents potassium and S represents sulphur. The values are expressed in percentages. Where the analysis contains only three numbers, sulphur is equal to zero.

**Table 11**  
**Fertilizer shipments to Canadian agriculture markets, by nutrient content and fertilizer year, cumulative data, year-to-year change: 2009/2010 and 2010/2011**

|                              | Atlantic provinces | Quebec | Ontario           | Eastern provinces | Manitoba           | Saskatchewan      | Alberta <sup>1</sup> | Prairie provinces  | British Columbia | Canada <sup>2</sup> |
|------------------------------|--------------------|--------|-------------------|-------------------|--------------------|-------------------|----------------------|--------------------|------------------|---------------------|
|                              | percent            |        |                   |                   |                    |                   |                      |                    |                  |                     |
| <b>Nitrogen</b>              |                    |        |                   |                   |                    |                   |                      |                    |                  |                     |
| July to September            | 200.0              | 60.0   | 47.8              | 37.1              | -8.3               | -37.3             | 4.1                  | -15.4              | x                | -14.4               |
| July to December             | 20.0               | 60.0   | 29.8 <sup>r</sup> | 24.0 <sup>r</sup> | -0.5 <sup>r</sup>  | 9.3 <sup>r</sup>  | 18.1                 | 8.2 <sup>r</sup>   | x                | 4.6 <sup>r</sup>    |
| July to March                | 50.0               | 48.7   | 7.1 <sup>r</sup>  | 6.7 <sup>r</sup>  | 0.0 <sup>r</sup>   | 8.9 <sup>r</sup>  | 16.9                 | 7.6 <sup>r</sup>   | -5.0             | 1.1 <sup>r</sup>    |
| July to June                 | 68.2               | 27.5   | 7.9               | 6.2               | -2.3               | 18.1              | 21.7                 | 12.2               | 37.5             | 3.9                 |
| <b>Phosphate<sup>3</sup></b> |                    |        |                   |                   |                    |                   |                      |                    |                  |                     |
| July to September            | 100.0              | 150.0  | 80.0              | 94.1              | -30.8 <sup>r</sup> | -44.4             | -40.7                | -40.0 <sup>r</sup> | x                | -23.2 <sup>r</sup>  |
| July to December             | x                  | x      | 22.7              | 28.3              | -7.4               | -8.2              | -24.2                | -14.2              | x                | -5.8                |
| July to March                | -7.1               | 111.1  | 39.3              | 46.2              | 1.3                | -5.9              | -11.4                | -6.2               | x                | 5.1                 |
| July to June                 | -5.3               | 50.0   | 42.7              | 38.0              | -1.8               | 8.7               | 14.5                 | 8.3                | x                | 14.8                |
| <b>Potash</b>                |                    |        |                   |                   |                    |                   |                      |                    |                  |                     |
| July to September            | x                  | x      | x                 | x                 | 600.0              | 100.0             | x                    | x                  | 0.0              | 512.5               |
| July to December             | x                  | x      | x                 | x                 | 300.0              | x                 | 185.7                | x                  | 100.0            | 275.0               |
| July to March                | x                  | x      | x                 | x                 | 80.0               | x                 | 27.3                 | x                  | 0.0              | 37.9                |
| July to June                 | x                  | x      | 9.6               | 10.5              | 23.5               | 21.7              | 28.6                 | 24.2               | 0.0              | 15.1                |
| <b>Sulphur<sup>4</sup></b>   |                    |        |                   |                   |                    |                   |                      |                    |                  |                     |
| July to September            | x                  | x      | x                 | x                 | x                  | 0.0               | x                    | x                  | x                | 33.3                |
| July to December             | 0.0                | 33.3   | 450.0             | 128.6             | 36.4               | 34.8              | 22.7                 | 30.4               | x                | 42.9                |
| July to March                | -25.0              | 20.0   | 150.0             | 70.6              | 16.7               | 30.0 <sup>r</sup> | 11.8                 | 18.3 <sup>r</sup>  | 0.0              | 27.3 <sup>r</sup>   |
| July to June                 | -20.0              | 12.5   | 56.2              | 31.0              | -2.8               | 13.4              | 14.5                 | 10.6               | 33.3             | 13.4                |

1. For the purpose of this survey, Alberta includes Peace River, British Columbia.

2. The Canada shipments amount excludes British Columbia.

3. The phosphate tonnage includes amounts from all fertilizer products containing phosphates.

4. The sulphur tonnage includes amounts from all fertilizer products containing sulphur.

**Note(s):** Historical annual nutrient content shipments data are available in terminated CANSIM table 001-0065. Fertilizer shipments include Canadian producers, wholesale distributors and retail distributors. Nutrient content is derived by summing the percentage of each nutrient from the shipments of all fertilizer products. Data are compiled on a fertilizer year basis starting July 1 and ending June 30 the following year.

Release date: August 2011

### Symbols

The following standard symbols are used in Statistics Canada publications:

|                |  |
|----------------|--|
| .              | not available for any reference period   |
| ..             | not available for a specific reference period  |
| ...            | not applicable   |
| 0              | true zero or a value rounded to zero   |
| 0 <sup>s</sup> | value rounded to 0 (zero) where there is a meaningful distinction between true zero and the value that was rounded |
| P              | preliminary  |
| r              | revised  |
| x              | suppressed to meet the confidentiality requirements of the <i>Statistics Act</i>                                   |
| E              | use with caution   |
| F              | too unreliable to be published   |
| *              | significantly different from reference category ( $p < 0.05$ )   |

### To access this product

This product, Catalogue no. 21-022-X, is available free in electronic format. To obtain a single issue, visit our website at [www.statcan.gc.ca](http://www.statcan.gc.ca) and browse by "Key resource" > "Publications."

Frequency: Quarterly / ISSN 1918-0527

For information on the wide range of data available from Statistics Canada, please call our national inquiries line at 1-800-263-1136.

Cette publication est également disponible en français.

Published by authority of the Minister responsible for Statistics Canada. © Minister of Industry, 2011. All rights reserved. The content of this electronic publication may be reproduced, in whole or in part, and by any means, without further permission from Statistics Canada, subject to the following conditions: that it be done solely for the purposes of private study, research, criticism, review or newspaper summary, and/or for non-commercial purposes; and that Statistics Canada be fully acknowledged as follows: Source (or "Adapted from", if appropriate): Statistics Canada, year of publication, name of product, catalogue number, volume and issue numbers, reference period and page(s). Otherwise, no part of this publication may be reproduced, stored in a retrieval system or transmitted in any form, by any means—electronic, mechanical or photocopy—or for any purposes without prior written permission of Licensing Services, Information Management Division, Statistics Canada, Ottawa, Ontario, Canada K1A 0T6.

### Standards of service to the public

Statistics Canada is committed to serving its clients in a prompt, reliable and courteous manner. To this end, Statistics Canada has developed *standards of service* that its employees observe.

To obtain a copy of these service standards, please contact Statistics Canada toll-free at 1-800-263-1136. The service standards are also published on [www.statcan.gc.ca](http://www.statcan.gc.ca) under "About us" > "The agency" > "Providing services to Canadians."

### Note of appreciation

Canada owes the success of its statistical system to a long-standing partnership between Statistics Canada, the citizens of Canada, its businesses, governments and other institutions. Accurate and timely statistical information could not be produced without their continued cooperation and goodwill.